



# Citadel Flexible Brick and Panel



# Product Introduction

Citadel Flexible Brick and Panel is a next-generation, lightweight, and highly flexible fiber-reinforced veneer designed for modern architectural applications. It features an advanced 3D interpenetrating network structure, developed through organic-inorganic hybrid technology, ensuring exceptional strength, durability, and adaptability.

This innovative cladding solution is manufactured using carefully selected base materials such as modified **inorganic powders, quartz sand, high-performance coatings, high-strength fibers, and other inorganic components**. These materials are scientifically modified, molded, bonded, and integrated with a small quantity of polymers and functional additives to achieve superior performance while maintaining environmental sustainability.




# Key Advantages of Citadel Flexible Brick and Panel



## Environment-Friendly

Citadel Flexible Brick and Panel is manufactured through a clean production process with no wastewater, emissions, or dust. It helps reduce carbon footprint and supports sustainable and green building practices.



## Flexible and Anti-Seismic

The material offers excellent flexibility, high tensile strength, and strong ductility, enabling it to absorb structural movement and perform reliably in seismic-prone areas.



## Thin and Safe

With a thickness of only 2–5 mm and a weight of 3–6 kg/m<sup>2</sup>, the product significantly reduces building load while bonding firmly to substrates without cracking, hollowing, or detachment.



## Realistic Texture

Citadel Flexible Brick and Panel accurately replicates the natural color and texture of stone and can also be customized to resemble clay brick, wood, leather, ceramic, textile, or sculpted relief surfaces.



## Low Costs

Lightweight design lowers transportation expenses, while fast and efficient installation reduces labor costs. The use of economical raw materials ensures overall cost efficiency.



## Class-A Fire Rated

The product meets Class A fire resistance standards in accordance with Chinese national regulations, ensuring a high level of fire safety.



## High Impact Resistant

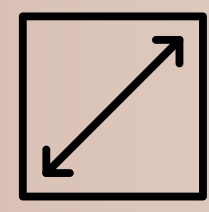
Softer than traditional stone or ceramic materials, it effectively absorbs impact and is not easily broken when dropped or subjected to external force.




## Realistic Texture

Citadel Flexible Brick and Panel accurately replicates the natural color and texture of stone and can also be customized to resemble clay brick, wood, leather, ceramic, textile, or sculpted relief surfaces.


# Available Shades In Bricks




**Size**  
63 X 205mm




**Thickness**  
2-5mm




**Application**  
Indoor and Outdoor




NO. 220008




NO. 220009




NO. 220011




NO. 124010



NO. 220018




NO. 220025




NO. 220031




NO. 124011



NO. 220070




NO. 2200104




NO. 230002




NO. 124012




NO. 124007




NO. 124008




NO. 124009



NO. 124001




NO. 124013




NO. 124015




NO. 124005




NO. 124002



NO. 220051




NO. 220072




NO. 220073




NO. 124006



NO. 220075



NO. 220076



NO. 220098




# Brick Application Method



## Surface Preparation

Inspect and prepare the substrate. Apply bonding mortar evenly to ensure proper adhesion.



## Create Grooved Pattern

Use a trowel to draw a saw-shaped / grooved pattern on the mortar surface to improve bonding strength.



## Apply Mortar to the Brick Back

Spread mortar on the back of each flexible brick, covering at least 80% of the surface.




## Place and Adjust the Bricks

Press the bricks gently by hand to position them correctly and align the joints.




## Secure with Rubber Trowel

Tap the surface using a rubber trowel for firm bonding. Do not press with fingers to avoid deformation.




## Fill the Joints

Fill all gaps using sealing mortar from a plastic bag or silicone applicator.



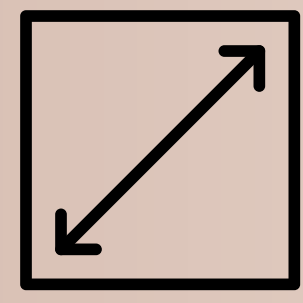
## Shape the Joints

When the mortar is half-dry, create recessed joint lines for a neat brick finish.



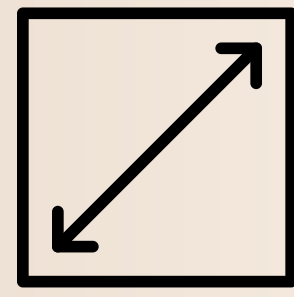
## Final Cleaning

Remove any remaining mortar or silicone for a clean and polished appearance.




**Size**

300 X 600mm



**Thickness**

2-5mm




**Application**


*Indoor and Outdoor*




NO. 360001



NO. 360005

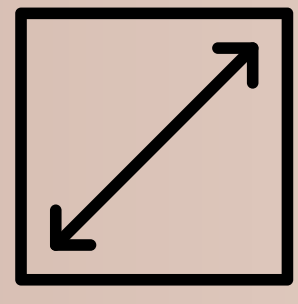


NO. 360002



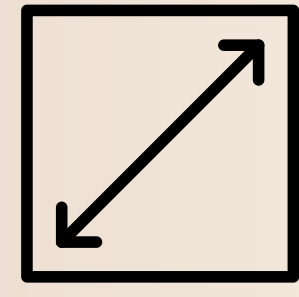
NO. 360003






**Size**

600 X 600mm




**Thickness**

2-5mm




**Application**


Indoor and Outdoor




NO. 660005




NO. 660007



NO. 660010



NO. 660006





NO. 660009



# Available Shades In Panels

## TRAVERTINE





DS0010



DS0008



DS0011




DS0006



DS0021



DS0004



DS0007



DS0092



DS0003



DS0371



DS0135



DS0172




DS0528



DS0142



DS2501



DS-0011





DS0145






DS0030


# LINE PANELS



# ROUGH GRANITA



# SAND STONE




CL25-185A



CL25-005A-4



CL25-011A-10A



CL25-185A





CL25-182A




DW0003



# SLATE STONE




# SPLICED AXE-SPLIT STONE







LJ0001




MB2201



brown red



khaki



gradient color




light yellow




watermelon red




dark grey



medium grey



light grey



beige

Claybank



Andean Red






cloudy grey



cloudy white



cloudy yellow



# Patterns



Claybank



Roman yellow




Red



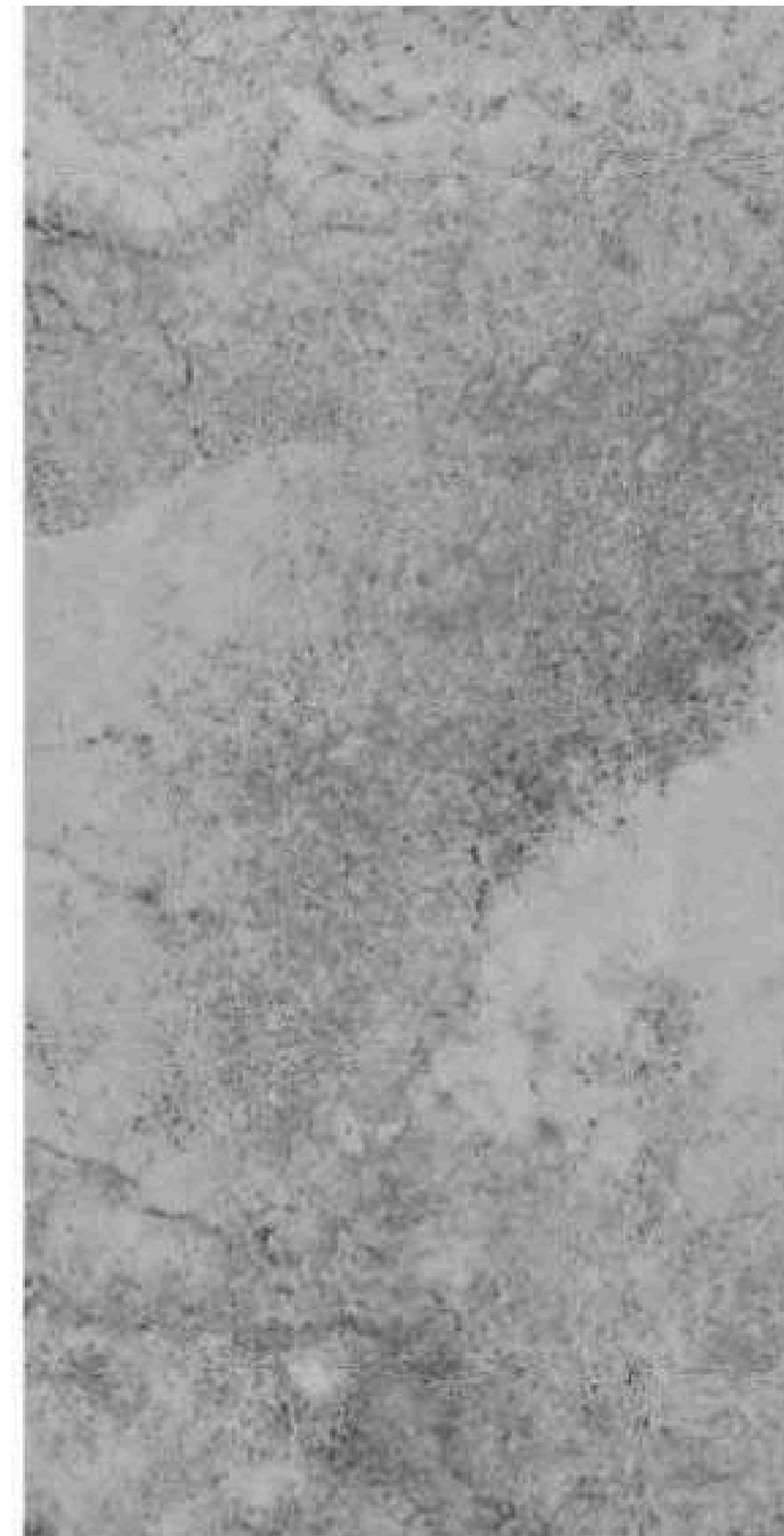
Light Gray

5 patterns

Dark grey



Color options:



Dark grey



Andean white





## CONTACT US



+91 98192 34618



vinaykumar@citadelinfraas.com



citadelbuildingsystem



www.citadelinfraas.com



C-130, Antophill Warehousing Complex,  
Nr. Dosti Acres, VIT Road, Wadala (E),  
Mumbai Maharashtra 400037, India

